


Data sheet | Item number: 289-404

Interface module; Pluggable connector per DIN 41651; 20-pole; PCB terminal blocks, double-row; with mounting feet; 2,50 mm²



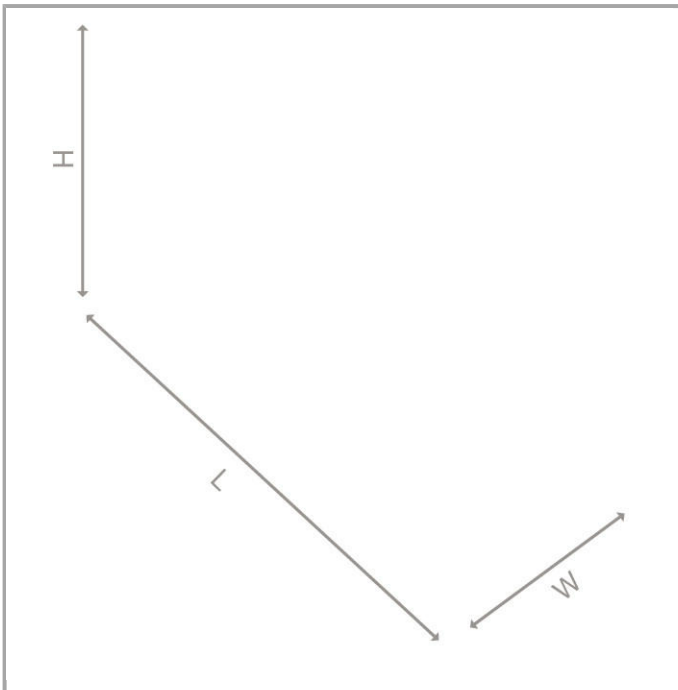
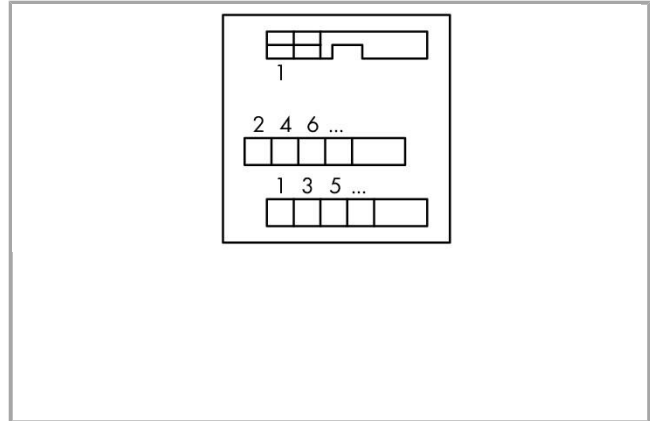
289-404



Similar to picture

RoHS  Compliant

[BOMcheck.net](https://www.bomcheck.net)



Data



Electrical Data

Operating voltage	≤ AC 30 V; ≤ DC 50 V
Nominal current	1 A

Safety and protection:

Rated voltage	50 V
Rated impulse voltage	0.8 kV
Pollution degree	2
Protection class	IP00*
Note on protection class	* Notice! Live conductors! Protection against direct contact must be provided by the equipment builder, e.g., using a WAGO 709 Series cover (see Accessories) or a similar cover. The installation requirements for the particular application must be observed.

Connection data

Connection type (1)	System
No. of poles	20
Pluggable connector	Pluggable connector per DIN 41651; male connector
Mating direction	Vertical
Connection type (2)	Field
No. of poles 2	20
Design 2	PCB terminal blocks, 2-row
Connection technology 2	CAGE CLAMP®
WAGO terminal 2	WAGO 236 Series
Solid conductor (2)	0.08 2.5 mm ² / 28 12 AWG
Fine-stranded conductor (2)	0.08 2.5 mm ² / 28 12 AWG
Strip length (2)	5 6 mm / 0.2 0.24 inch
Note (conductor cross-section)	12 AWG: THHN, THWN
Performance level	3 / 50 mating cycles

Geometrical Data

Width	66.5 mm / 2.618 inch
Height from upper-edge of DIN-35 rail	28 mm / 1.102 inch
Depth	63.5 mm / 2.5 inch

Mechanical data

Type of mounting	DIN-35 rail
Housing design	PCB with mounting feet

Material Data

Contact material (pluggable connector)	Au over Ni
Fire load	0.058 MJ
Weight	40 g

Environmental Requirements



Surrounding air (operating) temperature	-20 55 °C
Surrounding air (storage) temperature	-40 70 °C
Relative humidity	≤ 85% (non condensing)

Commercial data


Product Group	6 (Interface Electronics)
Country of origin	DE
GTIN	4045454783112
Customs Tariff No.	85369010000

Compatible products




assembling

	Item no.: 709-153 Cover; Type 1; suitable for cover carrier, type 1; 1 m long; transparent	709-153
	Item no.: 709-167 Cover carrier; Type 1; incl. fixing/retaining screws and knurled nut; suitable for 279 to 282 and 880 Series rail-mounted terminal blocks; suitable for 264 Series miniature rail-mounted terminal blocks; suitable for 270 Series sensor and actuator terminal blocks; gray	709-167

tools

	Item no.: 210-720 Operating tool; Blade: 3.5 x 0.5 mm; with a partially insulated shaft	210-720
------------------------------------------------------------------------------------	---------------------------------------------------------------------------------------------------	---------

Marking accessories

	Item no.: 709-177 Marking strips; on reel; 7.5 mm wide; not stretchable; plain; snap-on type; translucent	709-177
	Item no.: 709-178 Marking strips; on reel; 7.5 mm wide; not stretchable; plain; snap-on type; white	709-178
	Item no.: 709-196 Marking strips; for laser printer; translucent	709-196



Downloads

Documentation

Additional Information

Disposal; Electrical and electronic equipment, Packaging	V 1.0.0	pdf 265.8 kB	Download
----------------------------------------------------------	---------	-----------------	----------

CAD/CAE - Smart Data

CAD data

3D Download 289-404	URL	Download
---------------------	-----	----------

EPLAN

EPLAN Data Portal	Download
-------------------	----------

WSCAD

WSCAD Universe	Download
----------------	----------

Subject to changes.
